

3

A. - in E - - - - - ká - - - tin

T. 1 klí - - - - - i - - - - -

T. 2

B. I - - - - - no - - - - - dhí -

Chimes

4

A. klí - - - - - i - - - - - zo,

T. 1 - zo, tri - - o - dhí - tin, e -

T. 2

B. - in E - - - ká - - tin klí - - i - -

Chimes

5

A. tri - - o - dhí - - - tin, e - -

T. 1 - ran - - - - - nín,

T. 2 I - - - - - no - - - - -

B. - zo, tri - o - -

Chimes

6

A. - - ran - - - - - nín,

T. 1 ou - - - - - ra - - - ní - an,

T. 2 - - - - - dhí - - - - -

B. - dhí - - tin, e - - - - - ran - nín,

Chimes

7

A.

T. 1

T. 2

B.

Chimes

8

A.

T. 1

T. 2

B.

Chimes

9

A. lí - an, kro - kó - pe - plon,

T. 1 kro - - - - -

T. 2 klí - - - - - i - - - - -

B. lí - an, kro - kó - pe - plon,

Chimes

10

A. tym - - - - - vi - -

T. 1 - - - - - kó - pe - plon,

T. 2 - zo,

B. tym - - - - - vi - - - - -

Chimes

11

A. - - - dhí - - an, psy - - - khés,

T. 1 tym - - - vi - - - dhí - - -

T. 2 tym - - - vi - - - dhí - an

B. - - dhí - - an, psy - - - khés,

Chimes

12

A. psy - - khés ne - - ký - - on

T. 1 - an, psy - - khés, psy - - -

T. 2 psy - - khés ne - - ký - - -

B. psy - - khés ne - ký - - - on

Chimes

13

A.

T. 1

T. 2

B.

Chimes

14

A.

T. 1

T. 2

B.

Chimes

17

A.

T. 1

T. 2

B.

Chimes

khé

khé

vous

vous

Detailed description: This block contains the musical notation for measures 17 and 18. It is organized into five systems. The first system is for voice part A, the second for Tenor 1 (T. 1), the third for Tenor 2 (T. 2), and the fourth for Bass (B.). The fifth system is for Chimes, consisting of two staves. The lyrics 'khé' are placed under the T. 1 and T. 2 staves in measure 17, and 'vous' are placed under the T. 1 and T. 2 staves in measure 18. The music is written in a key with one sharp (F#) and a common time signature. The vocal parts feature a melodic line with various intervals and accidentals, while the Chimes part is currently silent, indicated by rests on the staves.

18

A.

T. 1

T. 2

B.

Chimes

vous

vous

Detailed description: This block contains the musical notation for measures 18 and 19. It is organized into five systems. The first system is for voice part A, the second for Tenor 1 (T. 1), the third for Tenor 2 (T. 2), and the fourth for Bass (B.). The fifth system is for Chimes, consisting of two staves. The lyrics 'vous' are placed under the T. 1 and T. 2 staves in measure 18. The music continues from the previous block, maintaining the same key and time signature. The vocal parts continue their melodic lines, and the Chimes part remains silent.

19

A.

- san,

T. 1

vou - san,

T. 2

- san,

B.

vou - san,

Chimes

21 $\text{♩} = 80$

A.

T. 1

Per - sí - an, fi - lé -

T. 2

B.

Per - sí - an, fi - lé -

Chimes

22

A.

Per - - - sí - - -

T. 1

ri - - -

T. 2

B.

ri - - - mon,

Chimes

Detailed description: This block contains the musical notation for measures 22 and 23. It features five staves: vocal parts A, T. 1, T. 2, B., and Chimes. The vocal parts have lyrics: 'Per - - - sí - - - ri - - - ri - - - mon, an, fi - - - lé - - - a - - gal - a - gal -'. The Chimes part is mostly silent in measure 22 and has some notes in measure 23.

23

A.

- an, fi - - - lé - - -

T. 1

- mon, a - - gal -

T. 2

Per - - -

B.

a - gal -

Chimes

Detailed description: This block contains the musical notation for measures 23 and 24. It features five staves: vocal parts A, T. 1, T. 2, B., and Chimes. The vocal parts have lyrics: 'an, fi - - - lé - - - a - - gal - a - gal -'. The Chimes part has some notes in measure 23 and is mostly silent in measure 24.

24

A. ri - mon,

T. 1 lo - mé

T. 2 sí

B. lo - mé

Chimes

25

A. a - gal - lo - mé-

T. 1 nin, e - lá

T. 2 - an,

B. nin, e - lá

Chimes

26

A.

T. 1

T. 2

B.

Chimes

27

A.

T. 1

T. 2

B.

Chimes

28

A.

T. 1

T. 2

B.

Chimes

lo - - - - - mé - - - - -
nyk - - - - - te - - - - - rí - - - - -

29

A.

T. 1


T. 2


B.


Chimes


nyk - - - - -
nin e - lá - - - - -
an, nyk - - - - -

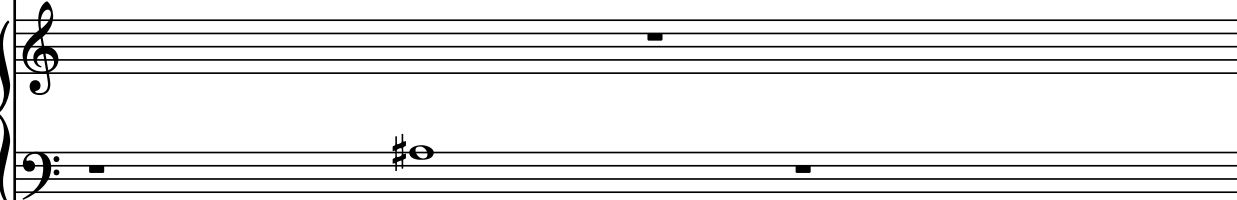
30

A.  te - ri - an,


T. 1  fi - si, nyk -


T. 2 


B.  te - ri - an,


Chimes 

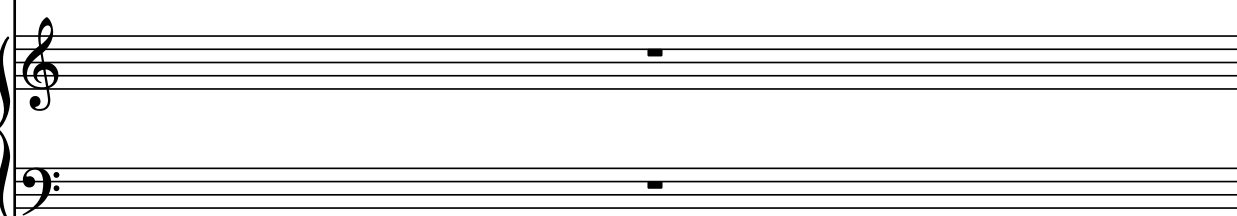
31

A.  sky - la - ki - tin,

T. 1  - te - ri - an, sky -

T. 2 

B.  sky - la - ki - tin,

Chimes 

32

A. a - - me - má - ke - ton va - sí - -

T. 1 - - - la - - kí - tin, a - me - - má - -

T. 2 a - - - - me - - - - má - - - -

B. a - - me - - má - - ke - ton va - -

Chimes

34

A. - li - - - an, tav - - - ro - -

T. 1 - ket - - ton va - - - - -

T. 2 - ke - - - - ton va - - - -

B. - sí - - - - li - - - - an,

Chimes

41

A.

- san,

T. 1

á - - - nas - - san,

T. 2

B.

- san, á - nas - san, á - - nas -

Chimes

43 $\text{♩} = 75$

A.

T. 1

i - - ye - - - mó - - -

T. 2

B.

- san, i - - -

Chimes

44

A.

T. 1

T. 2

B.

Chimes

- nin, ným - - - - -

- - - - - ye - - - - -

3

45

A.

T. 1

T. 2

B.

Chimes

- fin, kou - ro - - - - - tró - - - - -

- - - - - mó - - - - - nin, - - - - -

46

A. i - - ye - - - mó - - -

T. 1 fon, ou - -

T. 2

B. kou - - ro - tró - - -

Chimes

47

A. - nin, ným - - -

T. 1 re - - - si - -

T. 2 i - - ye - - -

B. fon, ným - - -

Chimes

48

A. - fin, kou - ro - - - tró - - -

T. 1 - - - fi - - - - - - - - - tin,

T. 2 - - - mó - - - - - - - - -

B. - fin, ou - - re - - si - - - fi - - -

Chimes

49

A. - fon,

T. 1

T. 2 - nin, lis - - -

B. - tin, lis - - - - - - - - - só -

Chimes

50

A.

T. 1

T. 2

B.

Chimes

- só - - me - - nis kou - - - -

- - - - me - nis - - kou - - - -

- - - - - rin - - te - - le - - - -

- - - - - rin - - te - - le - - tés - - - -

51

A.

T. 1

T. 2

B.

Chimes

- - - - - rin - - te - - le - - - -

- - - - - rin - - te - - le - - tés - - - -

52

A.

T. 1

T. 2

B.

Chimes

o - - - - -

o - - - - - - - - - - - sí -

- tés

53

A.

T. 1

T. 2

B.

Chimes

- sí - - - - - e - si pa - - - -

- - - - - e - - si pa - - - -

54

A.

T. 1

T. 2

B.

Chimes

55

A.

T. 1

T. 2

B.

Chimes

56

A. vou - - - kó - - lo ev - - - me - -

T. 1 - lo - - - ev - - mé - - - - né - - -

T. 2 - - lo ev - - me - - - - - - -

B. - - - - kó - - lo ev - - - me - -

Chimes

57

A. - - - - né - - - - - ou - - - -

T. 1 - - - - - ou - - - san

T. 2 - né - - - - - ou - - - san

B. - né - - - - - ou - - - san

Chimes

58

A.

T. 1

T. 2

B.

Chimes

59

A.


T. 1


T. 2


B.


Chimes


60

A.  - ti thy - - - - -


T. 1  - ti thy - - - - - m6,


T. 2  - - - - - ti thy - - - - -


B.  - ti thy - - - - - m6,

Chimes 


61

A.  - m6, a - - - í ke - - -


T. 1  a - í ke - - - - -

T. 2  - m6, a - - - í

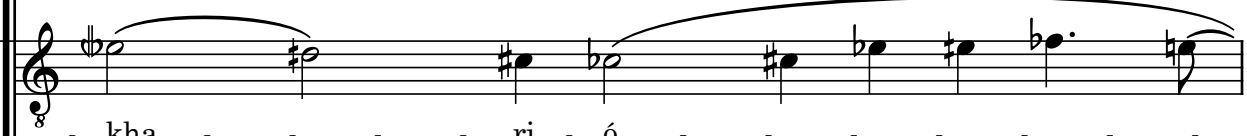
B.  a - - - í ke - - - - -

Chimes 


62

A. 


- kha - - - ri - - ó - - - - -

T. 1 

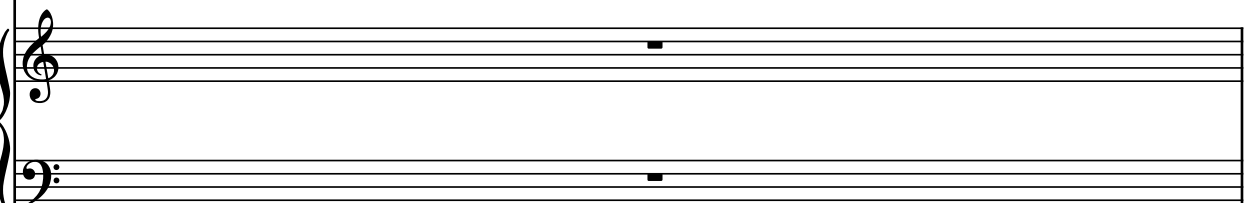
- kha - - - ri - ó - - - - -

T. 2 

ke - - - kha - ri - - - ó - - -

B. 

- kha - - - ri - - ó - - - - -

Chimes 

63

A. 

- ti thy - - - - - mó.

T. 1 

- ti thy - - - - - mó.

T. 2 

- - - - ti thy - - - - mó.

B. 

- ti thy - - - - - mó.

Chimes 